

Media dan Aplikasi Teknologi

Nugroho Agus H., M.Si. dan Antonius R.C., S.Kom., M.Cs.

Mimpi UKDW untuk E-Learning

- Implementasi E-Learning di UKDW
- LMS: Moodle
 - <http://moodle.fti.ukdw.ac.id>

Literasi Digital

Ketertarikan, sikap, dan kemampuan individu untuk menggunakan teknologi digital dan aplikasi komunikasi terhadap informasi

Mengakses

Menganalisa
Mengintegrasikan

Mengevaluasi

Mejelola

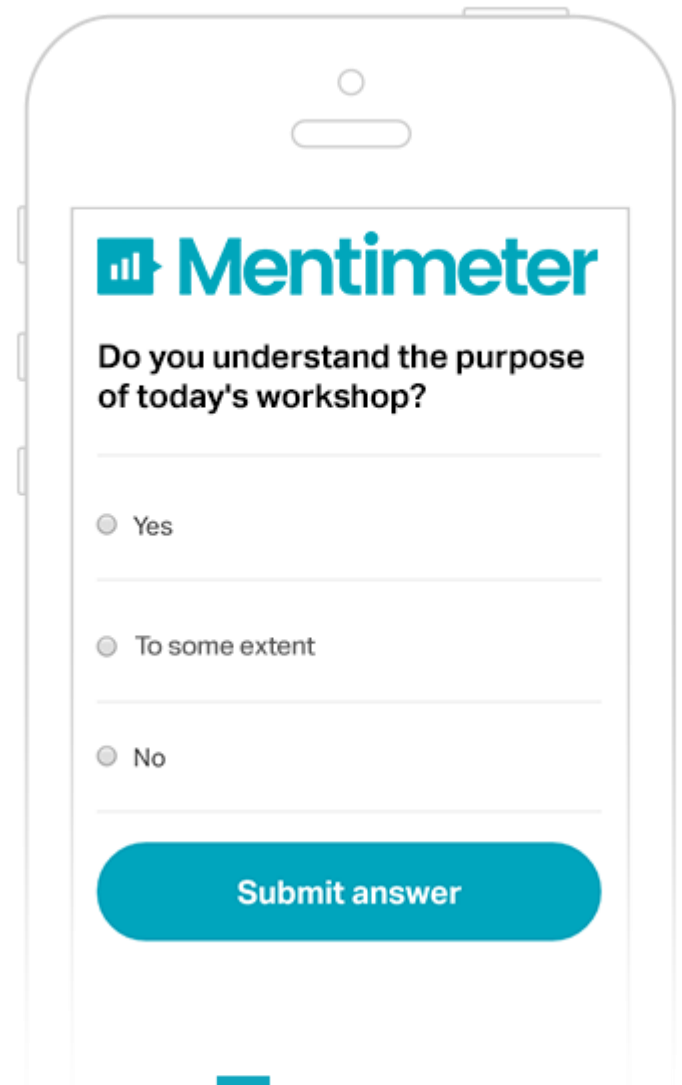
Tiga Tuntutan Utama

- Kemampuan untuk terus belajar dan berinovasi
- Keterampilan mengolah informasi, media, dan teknologi
- Keberanian untuk mengembangkan dan meningkatkan diri

Media dan Tool Pembelajaran
menjadi sangat Penting untuk dipelajari dan dipraktekkan

Media Pembelajaran

- <https://www.mentimeter.com>



 **Mentimeter**

Apa yang kita inginkan?

Satu LMS super Hebat?

Aplikasi Khusus yang banyak?

Web Khusus yang banyak?

Pembelajaran E-Learning

Stock Photos

Video Editing

Testing and Quizzing

Bibliography and Citation

LMS

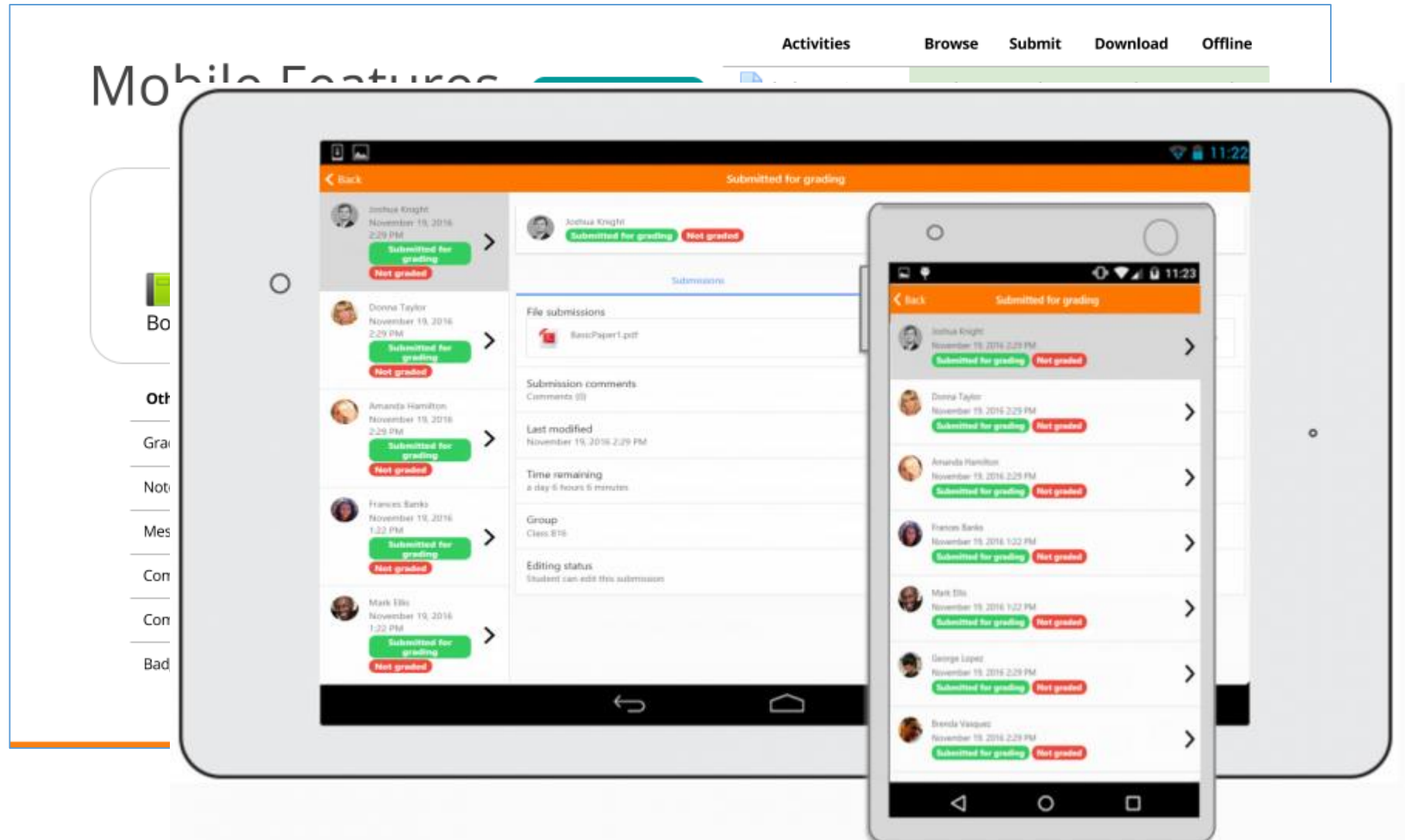
Digital Storytelling

Survey and Polling

Infographics

LMS (Learning Management System)

- Moodle
- Schoology
- Coursesites
- Udemy
-



Tool untuk membuat *Info*

- ChartsBin (<http://chartsbin.com>)
- Easel.ly (<https://www.easel.ly/>)
- Lucidchart (<https://www.lucidchart.com/>)
- Gliffy (<https://www.gliffy.com/>)
- visual.ly
-

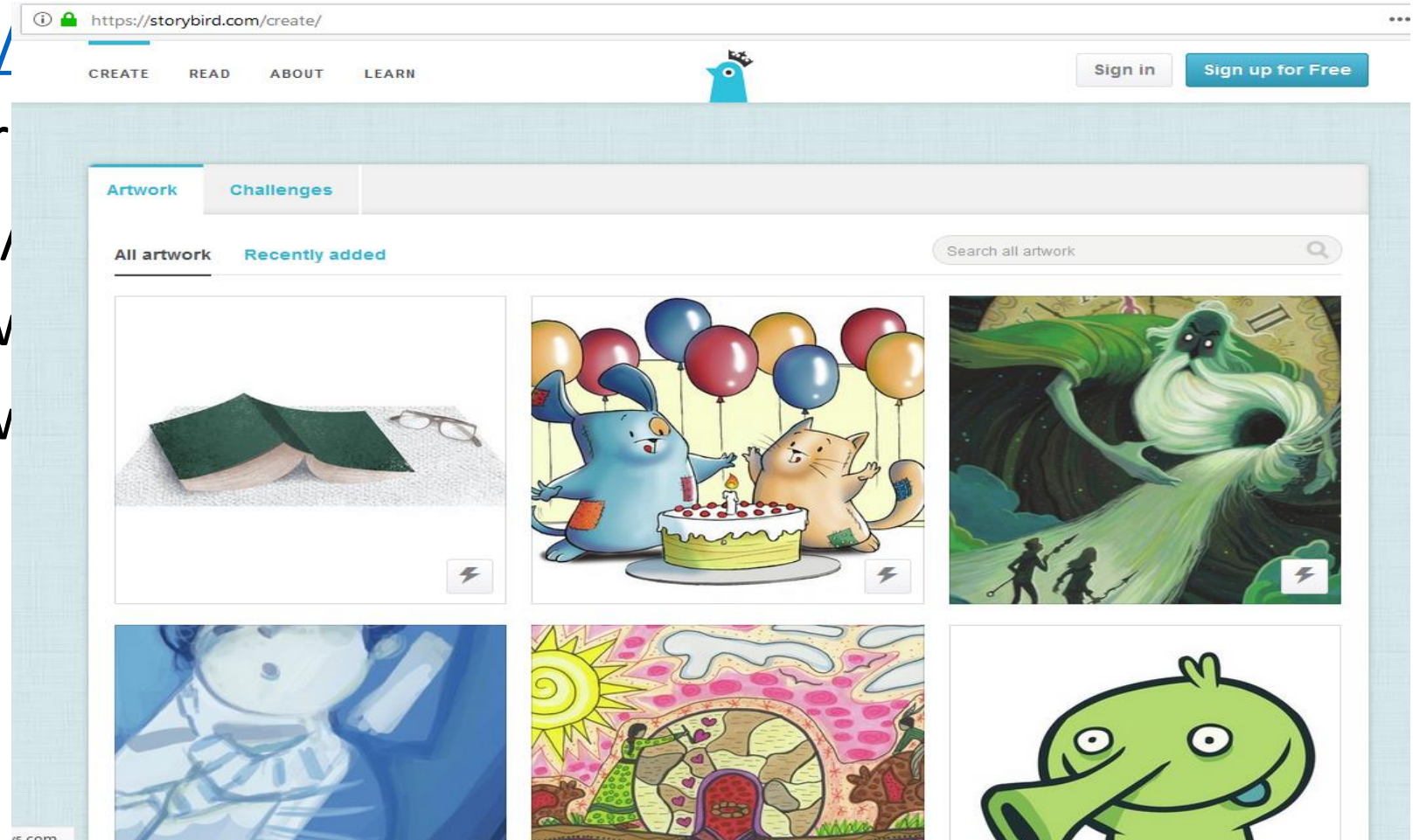
The screenshot displays the ChartsBin website interface. At the top, there is a navigation bar with the logo "ChartsBin" and a search bar. Below the navigation bar, there are three main categories of infographic examples:

- IT / Engineering**: Includes ER diagram tool, UML diagram tool, Network Diagram software, P&ID software, AWS Network Diagram software, Database Design tool, Visio online, and Workflow diagram software.
- Business**: Includes Flowchart software, Org Chart software, Data Flow diagram software, Value Stream Mapping software, Business process mapping tool, Process Documentation software, Process Mapping software, and Business Process Modeling software.
- Product Management & Design**: Includes Wireframe software, iPhone mockups, Android mockups, Visio for Mac, Floor Plan software, Venn diagram maker, Mind Mapping software, and Concept Map maker.

Below these categories, there are several infographic examples, including a bar chart titled "Do you like this ct" showing data for Hokkaido, Japan; New Britain, PNG; and Halmahera, Indonesia. Other examples include a "STARTUP CROWDFUNDING" infographic, a "ROAD TO SUCCESS" infographic, and a "baby" infographic. The website also features a "More Examples" section and a "Sign up free" button.

Tool untuk membuat Digital Storytelling

- Storybird (<https://www.storybird.com>)
- Blooger.com, Wordpress.com
- Cartoonist (<https://www.cartoonist.com>)
- Pixton (<https://www.pixton.com>)
- PicLits (<https://www.piclits.com>)
-

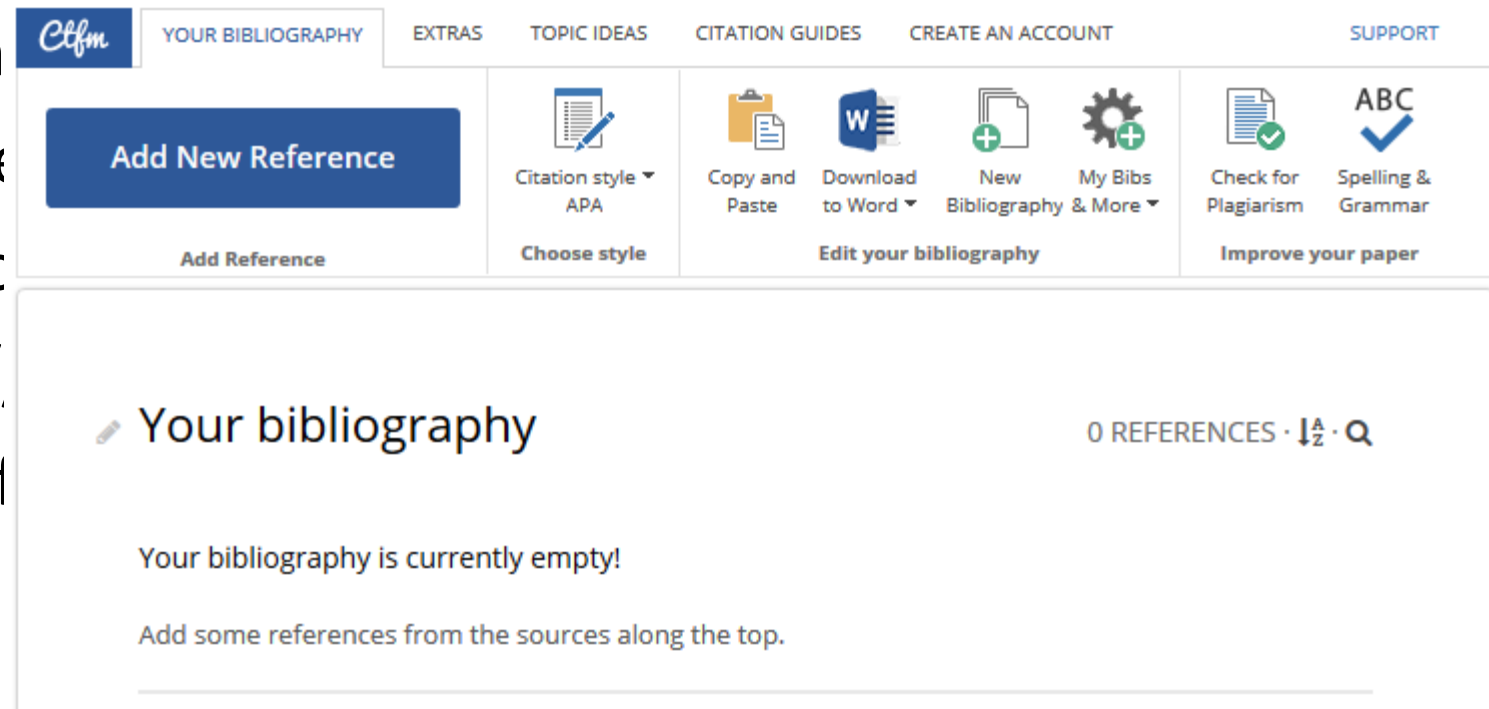


Tool untuk membuat survey dan Pooling

- Mentimeter (www.mentimeter.com)
- Addpoll (www.addpoll.com)
- Survey monkey (www.surveymonkey.com)
- Freeonlinesurveys (www.freeonlinesurveys.com)
- Google Forms (<http://forms.google.com>)
- Wufoo (www.wufoo.com)
-

Tool untuk membantu membuat *Bibliography* dan *Citation*

- Citethisforme (www.citethisforme.com)
- Mendeley (www.mendeley.com)
- Bibme (www.bibme.com)
- Citation machine (www.citationmachine.com)
- Cite lighter (<https://www.citelighter.com>)
- RefWorks (www.refworks.com)
-



Tool untuk membuat Testing/Quizzing




- Kahoot! (www.kahoot.it)
- Moodle (www.moodle.org)



Tool untuk Membuat dan Mengunggah Video

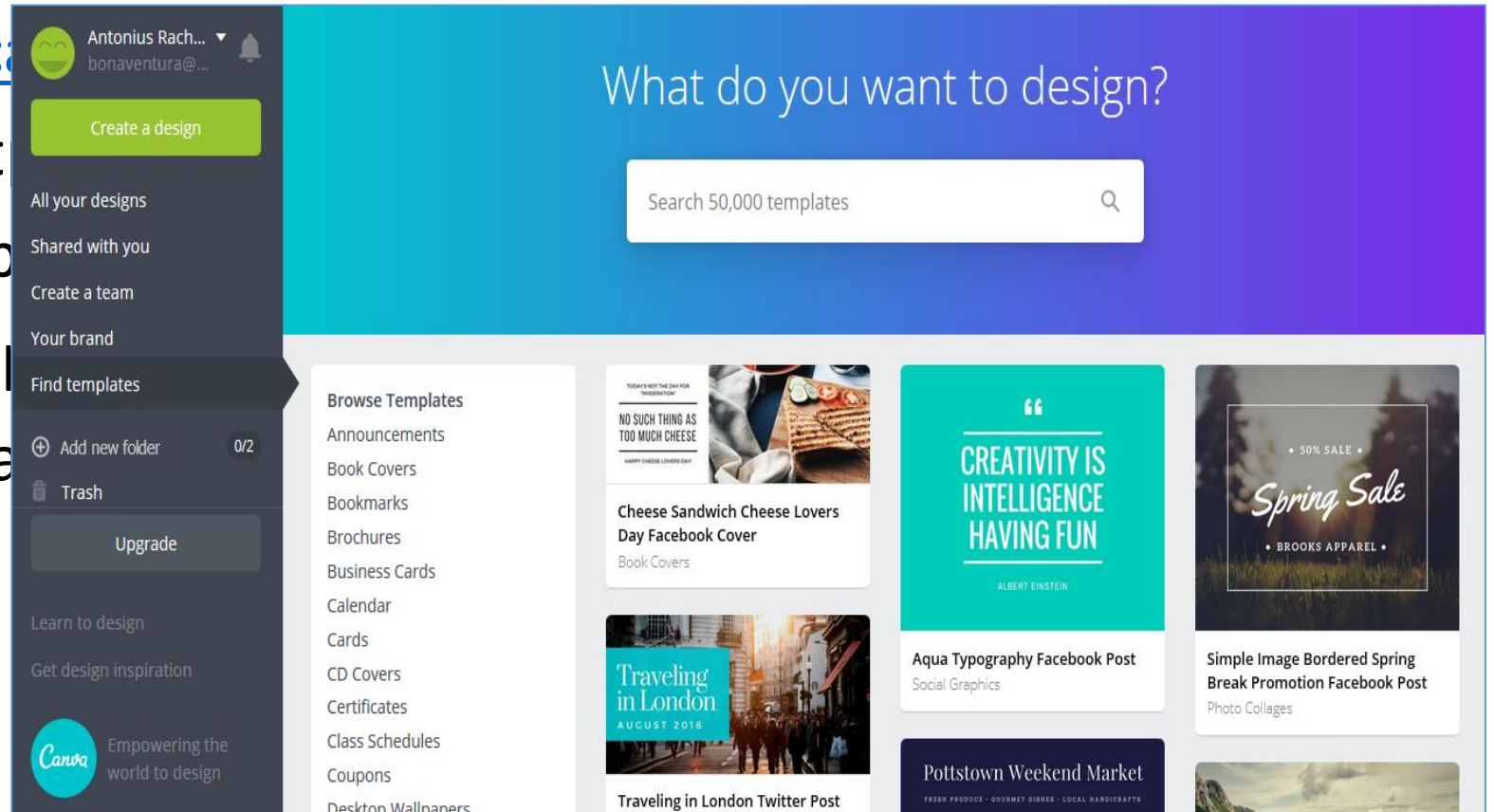
- Edpuzzle (<http://edpuzzle.com>)
- JBTube (<http://jbtube.com>)
- Daily Motion (www.dailymotion.com)
- TedEd (<https://ed.ted.com>)
- Teacher Tube (<https://www.teachertube.com>)
-

The screenshot displays the Edpuzzle user interface. At the top, there are navigation links for 'Search', 'My Content', and 'My Classes', along with a user profile icon. Below this, the 'My Classes' section shows a class named 'Alpro 1' with dropdown menus for 'Computers' and 'Other'. A '+ Add class' button and an 'Import from Google Classroom' button are visible. The main content area is titled 'Alpro 1' and has tabs for 'Members', 'Assignments', and 'Gradebook'. The 'Assignments' tab is active, showing a table of assignments. The table has columns for 'Assignment', 'Due', and 'Completed'. One assignment is listed: 'Intro to Algorithms: Crash Course Computer Science #13'. It includes a video thumbnail, a 'Watch as a student | Allow Skipping | Delete' link, a calendar icon with a '+' sign and 'Add' text, a progress indicator showing '0%', and 'Progress' and 'Share' buttons. Below the table, there is a section for 'Upcoming' assignments, which is currently empty, and a message: 'No archived assignments'. A 'Help Center' button is located at the bottom right.

Assignment	Due	Completed
 Intro to Algorithms: Crash Course Computer Science #13 <small>Watch as a student Allow Skipping Delete</small>	 Add	 0%

Tool untuk mengambil Stock Photos

- Canva (<https://www.canva.com>)
- Free Photo Pexels (<https://www.pexels.com>)
- Freepixels (www.freepixels.com)
- Unsplash (<https://unsplash.com>)
- DevianArt (www.deviantart.com)
-



Istirahat dulu ya.....

- Nanti kita lanjutkan dengan Eksplorasi dan Mencoba